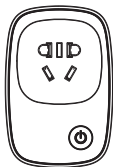


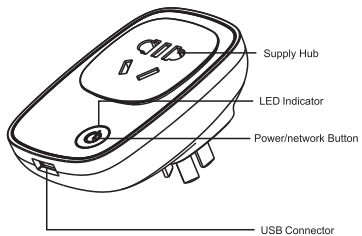
## Smart Socket User Manual

M415-8Ever1.0



\*Please read the user manual carefully before operation.  
The guide picture is for reference only, please in kind prevail.

Product Introduction



This is a smart socket, which housing shell adopts flame retardant ABS+PC engineering material. Support super low power consumption ZigBee for wireless signal transmission. APP remote control, can be used as repeater, extend wireless transmission distance. Support USB charging and timing switch function. Plug and play, easy installation.

Product Introduction

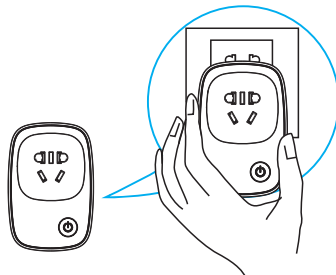
Specification

- 1.Voltage Input : AC85V~265V (Full voltage range)
- 2.Average Power consumption :  $\leq 0.25W$
- 3.Maximum Load : 10A, 2000W
- 4.USB Output : DC5V, 1A
- 5.Wireless Type : ZigBee Ad-hoc Networking
6. Wireless Networking Distance:  $\geq 70m$  (open area)
- 7.Working Temperature :  $-10^{\circ}C \sim +50^{\circ}C$  ;
8. Environment Humidity:  $\leq 95\%RH$
9. Dimension : 98.5\*64\*38mm



- Click "Adding devices" in APP, entering networking mode of the gateway

1 2

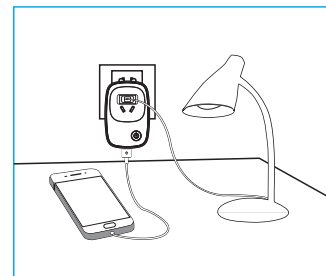


- Insert smart socket into the plug, entering Ad-hoc networking mode, there is slip in APP to show networking success Keep pressing network button for 10 seconds can quit network, with green LED flash slowing, quit network success.



- Device list can be checked in "My Devices" after connecting network success.

3 4



Installation Pic